



Open Pedagogy: The Gift that Keeps Giving

Angela Lanier, Instructional Designer
Center for Teaching and Learning



Outcomes

- Define open pedagogy and explain the benefits and challenges
- Evaluate examples of open pedagogy to determine fit for your course
- Identify at least one opportunity for students to engage in open pedagogy

“The idiom ‘the gift that keeps on giving’ suggests something that persistently provides happiness, pleasure, or benefits long after it has been given or initiated.”


– The Gift That Keeps on Giving: Definition, Meaning and Origin

Your thoughts...



**What is Open
Pedagogy?**

Open Pedagogy



Renewable assignments

Assignments that have value and purpose beyond just completing the assignment.

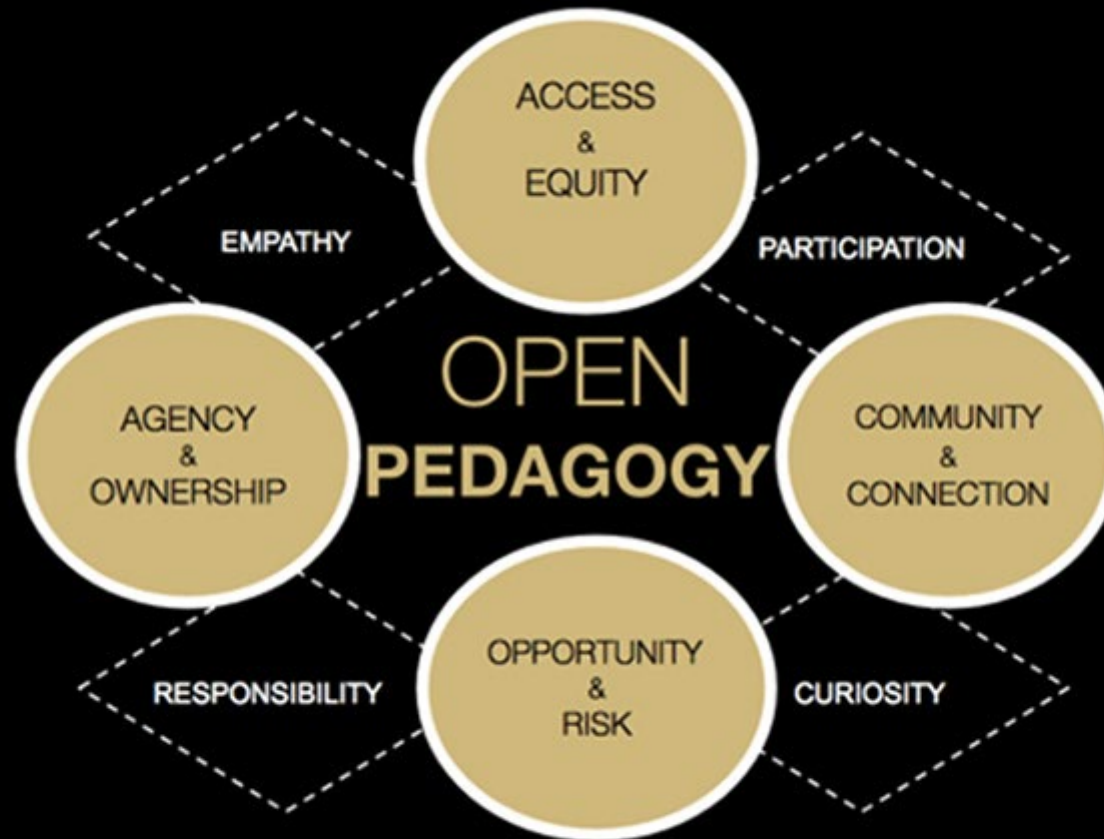
Student ownership of learning

Students become collaborators, creators, and contributors of knowledge, not just consumers of knowledge.

Created for authentic audience

Open Pedagogy products are created for an authentic audience (not the instructor) who can learn from, contribute to, or benefit from the work.

Why Open Pedagogy?



[The Values of Open Pedagogy | EDUCAUSE Review](#)

A Few Open Pedagogy Platforms

Format	Example	Have you used any of these in your course?
eBook	Pressbook	
wiki or digital notebook	Wikipedia, OneNote	
website	WordPress, Google sites	
video channel	YouTube, Yuja, Stream	
shared document	One Drive	
visual, interactive collaboration tool	Padlet	
Other?		

A Few Examples

Website of case studies



Game Template



Padlet of curated materials



Wiki textbook




Your thoughts...



**What are possible
barriers to Open
Pedagogy?**

A few tips



Tip 1

Identify authentic problems that can be addressed using open pedagogy

Tip 2

Reflect on your current role and how that might change as students take a more active role in the curriculum

Tip 3

Create a plan for how students can work collaboratively, with you and their peers

Tip 4

Leverage technology that is already accessible to students if you do not have time to learn new technology

Tip 5

Consider alternative methods of evaluating the student work that value process, encourage reflection, and provide opportunities to collect feedback



A Few Resources

- [Open Pedagogy chapter in Iowa State University's OER Starter Kit](#)
- [Open Educational Practices and Open Pedagogy: What, How and Why \(Langara College\) | PPTX](#)
- [Open Pedagogy Toolkit - Grinnell University](#)
- [Open-Pedagogy-Toolkit-1755543973.pdf \(George Mason University\)](#)
- [United Nations Sustainable Development Goals Open Pedagogy Fellowship | Montgomery College, Maryland](#)

Your Turn

What next step can you take to advance open pedagogy in your course?





Questions