



Culturally Responsive Teaching (CRT) Model (updated on 09/04/2016)

Montgomery College TIDES Grant Project



Culturally Responsive Teaching:

Utilize information about our students' backgrounds to tailor instruction in ways that increase their opportunities for success.



Cultural Factors that Impact Learning

- **Ethnicity**
- **Age / generation**
- **Gender**
- **Interests**
- **Previous educational experiences**
- **Preferred communication style**
- **Family / Work situations**
- **Etc.**



Culturally Responsive Teaching (CRT) Diagram

Culturally Responsive Teaching

Effective Teaching Practices

Discover - Adjust – Assess Process



Discover:
 (“ethnographer”)
 Gather data about students to identify potential assets, opportunities, and challenges

Adjust:
 (“navigator”)
 Make Adjustments to

- provide students more opportunities to succeed
- utilize students' assets

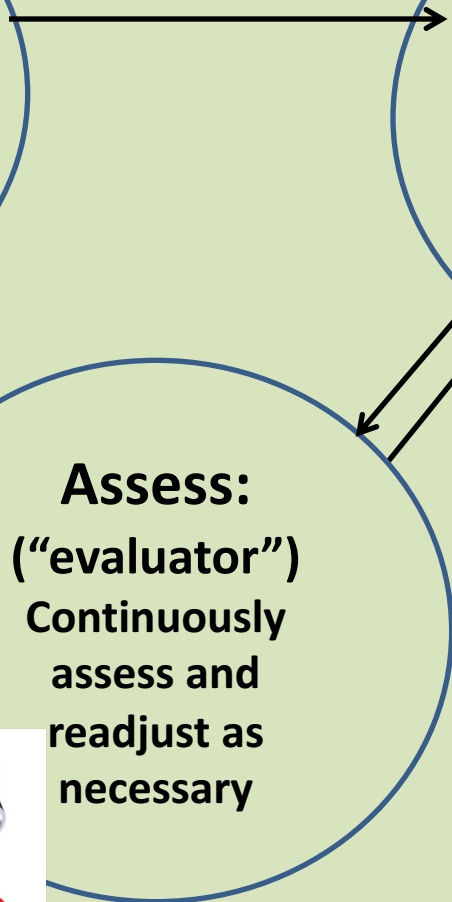
Assess:
 (“evaluator”)
 Continuously assess and readjust as necessary

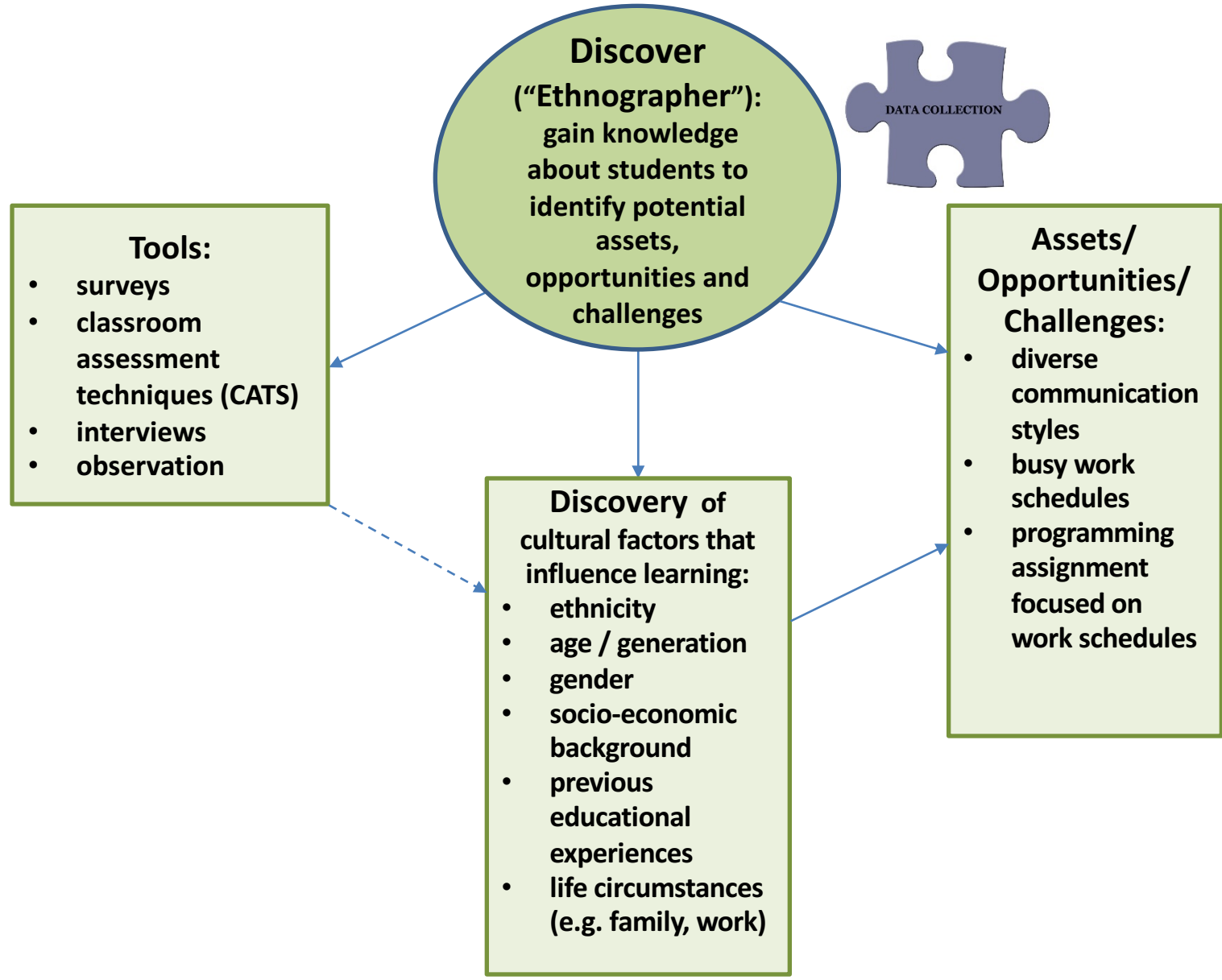


Discover - Adjust - Assess (example CRT)
 Process facilitates selection and effective implementation of Effective Teaching Practices.

Effective Teaching Practices

- Flipped Classroom
- Group Projects
- Ice Breakers
- CATs
- Etc.







Discover - Adjust – Assess Process



Adjust
“Navigator”:
 Make Adjustments to

- provide students more opportunities to succeed
- address classroom challenges


Remove, modify, (de)emphasize existing activities, strategies, assessments, etc.

- fewer PowerPoint Presentations
- slow down pace of lessons

Assess
“Evaluator”

- Formative / Summative
- CATs / Surveys
- Etc.

(and **Re-adjust** and as necessary in a recursive process)



Add new activities, strategies, resources, etc.

- start-of-semester ice breaker
- post key terminology-definition lists
- “gamify” lessons

Effective Teaching Practices

- Flipped Classroom
- Group Projects
- Universal Design
- CATs
- Etc.

- Tools:**
- surveys,
 - classroom assessment techniques (CATS),
 - interviews,
 - observation

Discover:
("ethnographer")
Gather data about students to identify potential assets, opportunities, and challenges

ADJUST
"Navigator":
Make Adjustments to provide students more opportunities to succeed

- utilize students' assets

- Opportunities/ Assets/ Challenges:**
- Busy schedules
 - Diverse communication styles, etc.

Assess:
("evaluator")
Continuously assess and readjust as necessary

- Discovery of Cultural Factors (that influence learning):**
- ethnicity
 - age / generation
 - gender
 - socio-economic background
 - previous educational experiences
 - life circumstances (e.g. family, work)

- Opportunities/ Assets/ Challenges:**
- Busy schedules
 - Diverse communication styles, etc.

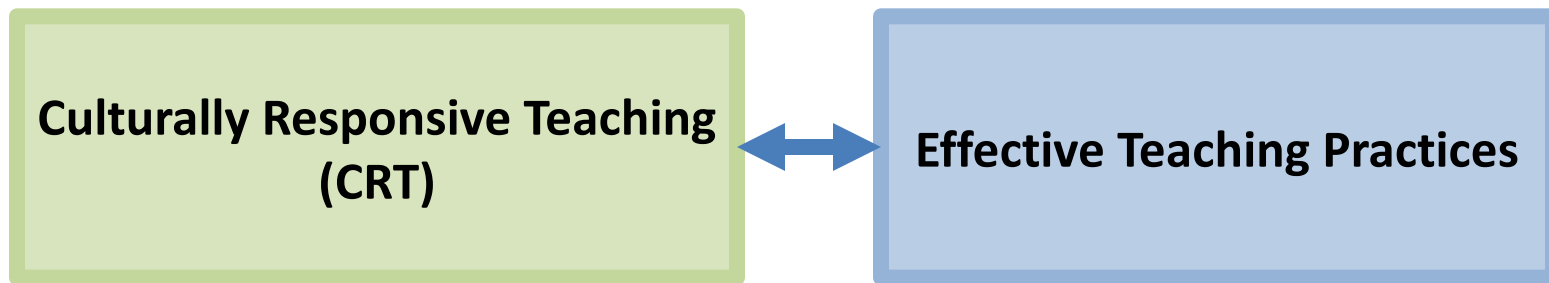
- Tools:**
- student performance
 - ethnographic tool

Modify
existing activities, strategies, assessments, etc.

Add
new activities, strategies, assessments, etc.

- Effective Teaching Practices**
- Flipped Classroom
 - Group Projects
 - Universal Design
 - Active Learning
 - Etc.

Relationship between CRT and Effective Teaching Practices



- **Effective Teaching Practices are a key component of CRT**
- **CRT can assist in selection and implementation of Effective Teaching Practices**